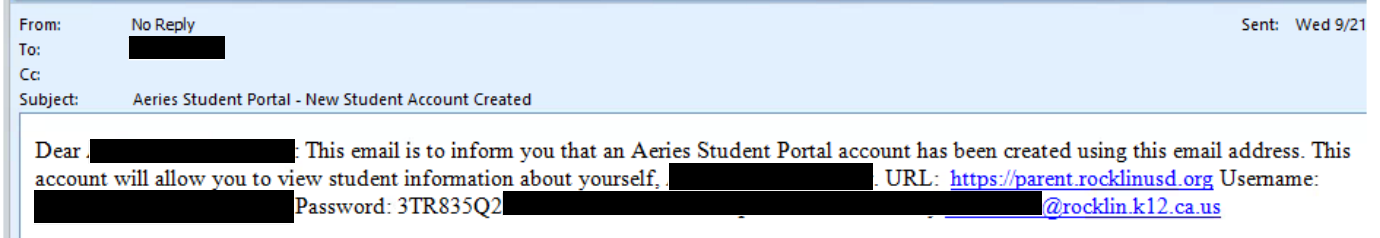
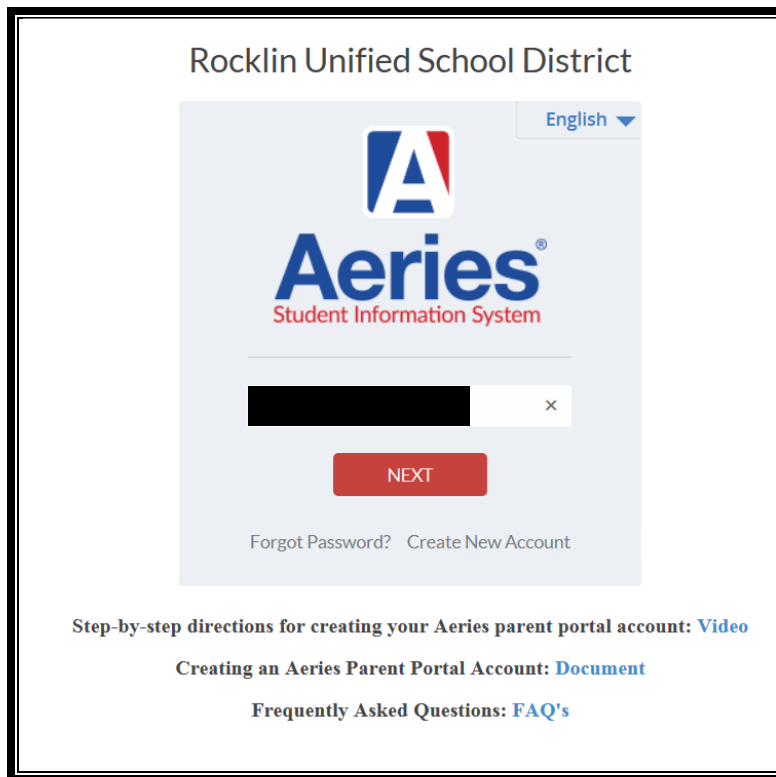


## Student Portal Account Created Login and Changing Password Instructions

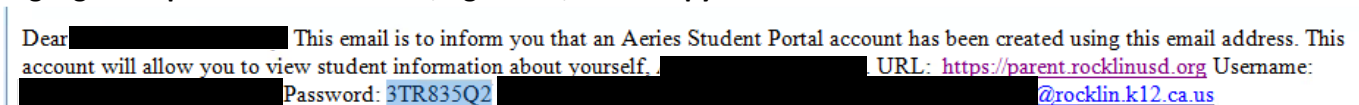
The student will receive an email which includes a **link to the portal**, their **Username** and **Password**.



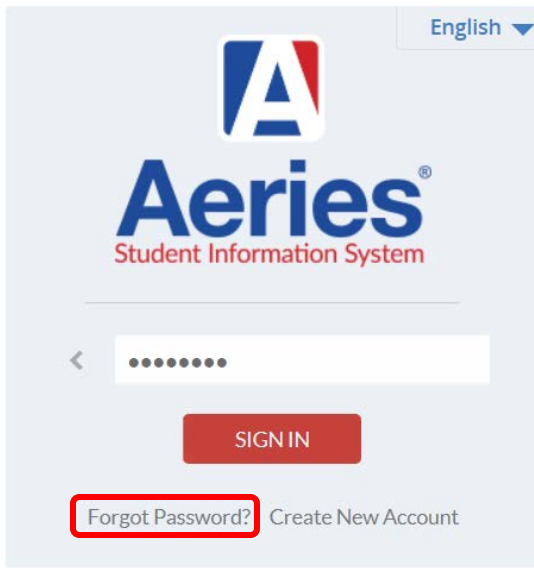
This is the login screen (this is the same web address parents use for their portal accounts). Students will enter their gmail email.



**Highlight the password** in the email, **right click**, select **Copy**.



# Rocklin Unified School District



English ▾

**Aeries**  
Student Information System

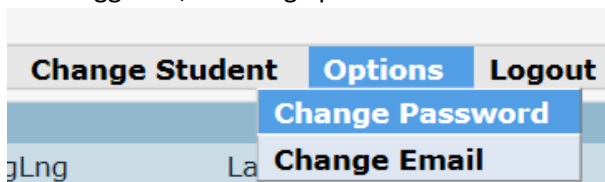
<

**SIGN IN**

**Forgot Password?** Create New Account

If a student forgets their password, from the login page, select **Forgot Password**.

Once logged in, to change password:

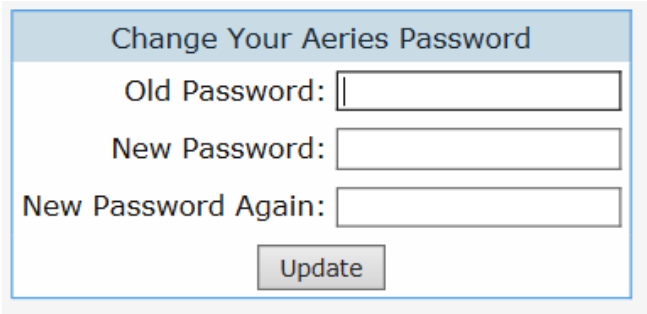


**Change Student** **Options** **Logout**

**Change Password**

gLng La **Change Email**

Paste the password from the email into the Old Password field, then create a new password.



Change Your Aeries Password

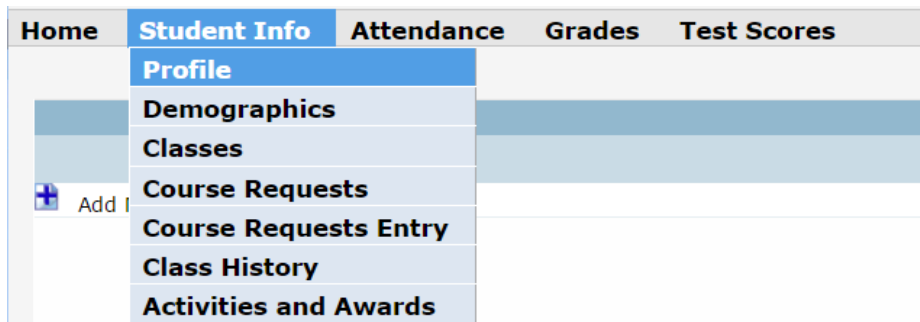
Old Password:

New Password:

New Password Again:

**Update**

Click on any of the tabs to view information.



**Home** **Student Info** **Attendance** **Grades** **Test Scores**

**Profile**

**Demographics**

**Classes**

**Course Requests**

**Course Requests Entry**

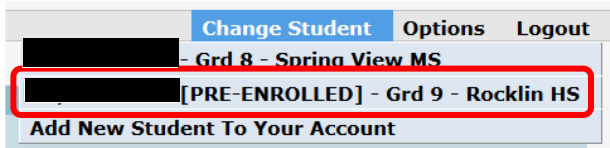
**Class History**

**Activities and Awards**

### Incoming 9<sup>th</sup> Grade Student – Course Requests Entry

Current 8<sup>th</sup> grade students will have an account with their middle school and an account with the high school as a pre-enrolled 9<sup>th</sup> grade student.

To access the **Course Request Entry** screen, go to **Change Student** in the upper right corner of the screen. Select the account for the high school.



Course Request Entry screen, go to **Student Info** → **Course Requests Entry**

